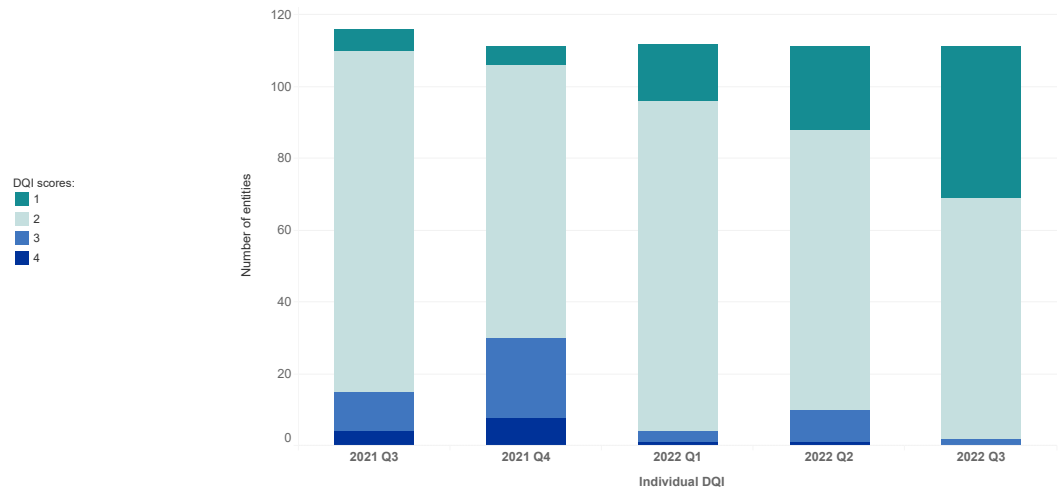


At a glance

		2021 Q3	2021 Q4	2022 Q1	2022 Q2	2022 Q3
Information on submissions and punctuality	Number of reporting institutions	116	111	112	111	111
	Number of expected reports	928	885	893	885	885
	% of missing and delayed reports	0.22 %	0.23 %	0.22 %	0.11 %	0.00 %
Completeness	% of missing templates	0.15 %	0.36 %	0.41 %	0.14 %	0.14 %
	% of missing data points	4.03 %	1.97 %	1.61 %	1.25 %	0.36 %
Accuracy	% of failing validation rules	0.06 %	0.15 %	0.04 %	0.08 %	0.04 %
	% of reporting institutions submitting reports with at least one failing validation rule	64.66 %	85.59 %	58.04 %	73.87 %	55.86 %
Supervisory reporting events						

Individual Data Quality Indicator (DQI) distribution


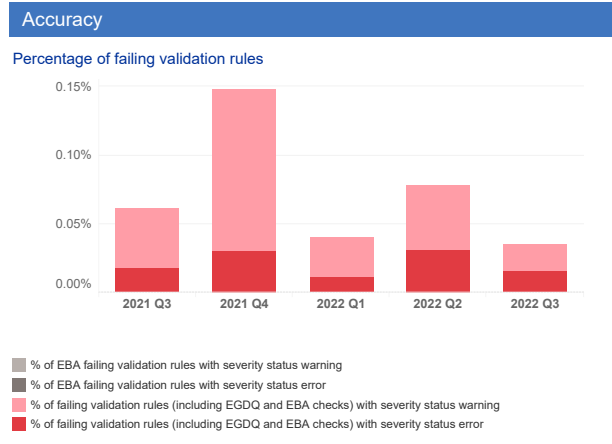
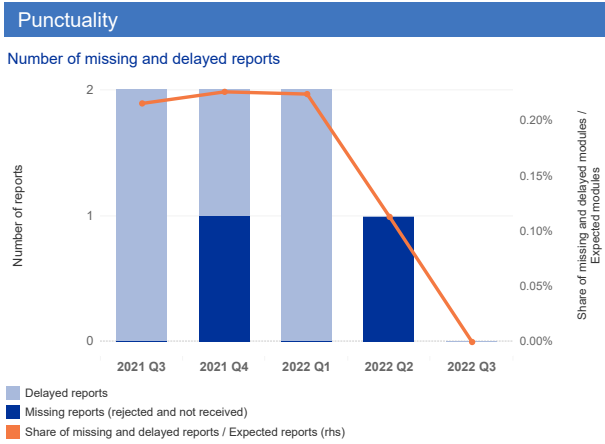


The analysis included in the aggregated Data Quality Tables is carried out, for each reference period, as of one working day after the respective date for submission of reports to the ECB ("remittance date"). The remittance dates are defined under Article 3 of Decision (EU) 2017/1493 of the European Central Bank of 3 August 2017 (ECB/2017/23). The metrics for the plausibility dimension are computed, for all reference periods, twenty-five working days after the ECB remittance date for the most recent reference period.

Details on the data quality framework and the data quality indicators are included in the *Explanatory note on aggregated data quality tables*, available under the section "More detailed information on published supervisory data – Methodology and classification" of the webpage.

As of Q2 2021, the analysis included in the Aggregated Data Quality Tables (including the distribution of the DQI) takes into consideration failing EBA validation rules not included in the taxonomy (so called Non-XBRL validation rules) and ECB validation rules. The ECB validation rules are published as a set of extra data quality checks in addition to those already included in the European Banking Authority's supervisory reporting frameworks (COREP and FINREP). The ECB applies these checks in conjunction with other controls as part of the quality assessment of supervisory reporting data.

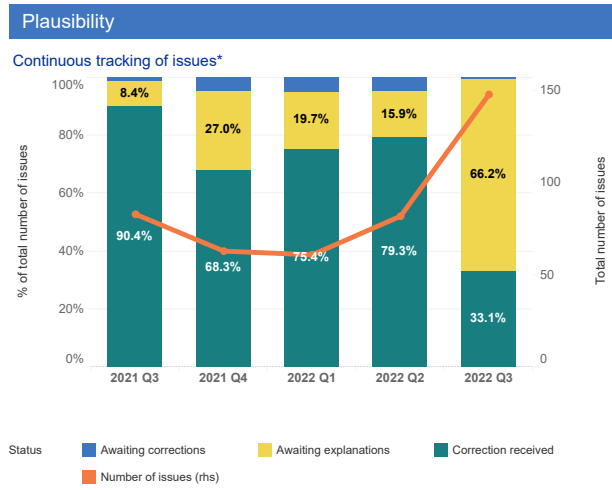
Link to Additional supervisory data quality checks: <https://www.bankingsupervision.europa.eu/banking/approach/dataqualitychecks/html/index.en.html>



Completeness

Percentage of submitted templates, by report

	2021 Q3	2021 Q4	2022 Q1	2022 Q2	2022 Q3
AE	99.87%	99.15%	99.86%	99.16%	100.00%
ALM	100.00%	100.00%	100.00%	100.00%	100.00%
COREP LR	98.88%	100.00%	100.00%	100.00%	100.00%
COREP OF	99.71%	99.16%	98.56%	99.74%	99.84%
FINREP	100.00%	99.85%	99.97%	99.97%	99.79%
LCR	100.00%	100.00%	100.00%	100.00%	99.87%
LE	99.83%	100.00%	100.00%	100.00%	100.00%
NSFR	100.00%	100.00%	100.00%	100.00%	100.00%
Total	99.85%	99.64%	99.59%	99.86%	99.86%



The analysis included in the aggregated Data Quality Tables is carried out, for each reference period, as of one working day after the respective date for submission of reports to the ECB ("remittance date"). The remittance dates are defined under Article 3 of Decision (EU) 2017/1493 of the European Central Bank of 3 August 2017 (ECB/2017/23). The metrics for the plausibility dimension are computed, for all reference periods, twenty-five working days after the ECB remittance date for the most recent reference period.

Details on the data quality framework and the data quality indicators are included in the *Explanatory note on aggregated data quality tables*, available under the section "More detailed information on published supervisory data – Methodology and classification" of the webpage.

As of Q2 2021, the analysis included in the Aggregated Data Quality Tables (including the distribution of the DQI) takes into consideration failing EBA validation rules not included in the taxonomy (so called Non-XBRL validation rules) and ECB validation rules. The ECB validation rules are published as a set of extra data quality checks in addition to those already included in the European Banking Authority's supervisory reporting frameworks (COREP and FINREP). The ECB applies these checks in conjunction with other controls as part of the quality assessment of supervisory reporting data.

Link to Additional supervisory data quality checks: <https://www.bankingsupervision.europa.eu/banking/approach/dataqualitychecks/html/index.en.html>

*Confirmed reporting errors or excessive variations in the value of submitted data points that are pending investigation by reporting institutions. This chart does not include those issues (excessive variations) that have been explained by institutions.