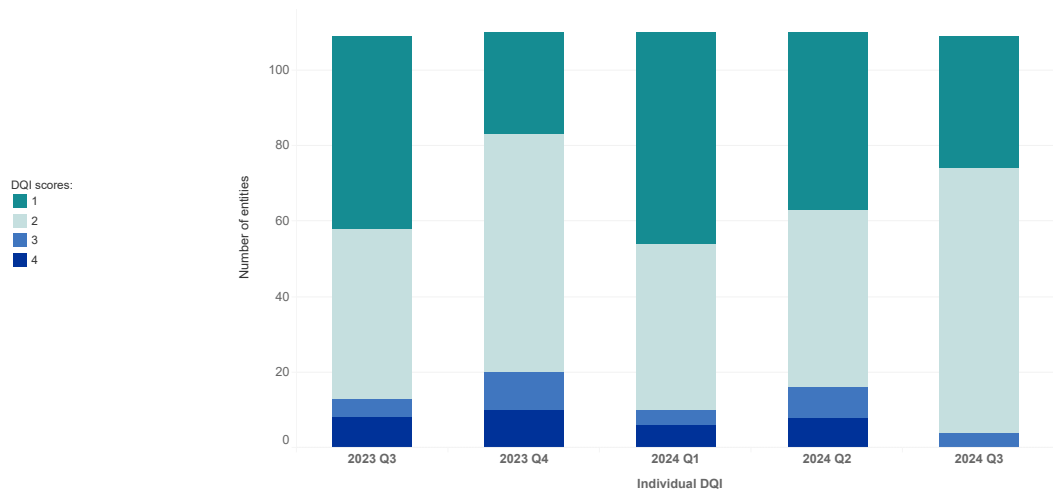


At a glance

		2023 Q3	2023 Q4	2024 Q1	2024 Q2	2024 Q3
Information on submissions and punctuality	Number of reporting institutions	109	110	110	110	109
	Number of expected reports	869	877	877	877	869
	% of non-timely reports	0.58 %	1.48 %	0.80 %	0.80 %	0.00 %
Completeness	% of missing templates	0.40 %	1.79 %	0.94 %	1.01 %	0.16 %
	% of missing data points	0.15 %	0.09 %	0.03 %	0.05 %	0.06 %
Accuracy	% of failing validation rules	0.04 %	0.06 %	0.03 %	0.03 %	0.03 %
	% of reporting institutions submitting reports with at least one failing validation rule	45.87 %	69.09 %	36.36 %	46.36 %	55.05 %
Supervisory reporting events						

Individual Data Quality Indicator (DQI) distribution

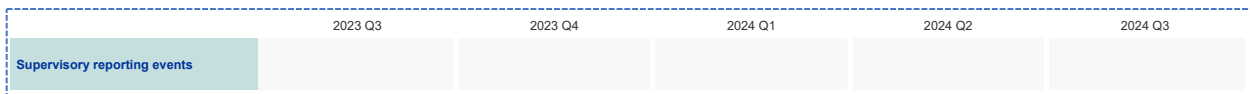
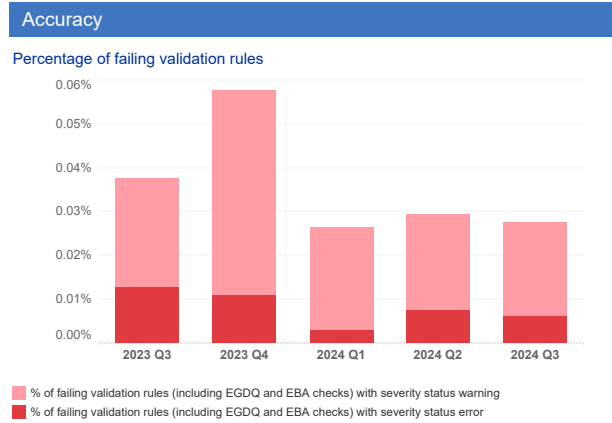
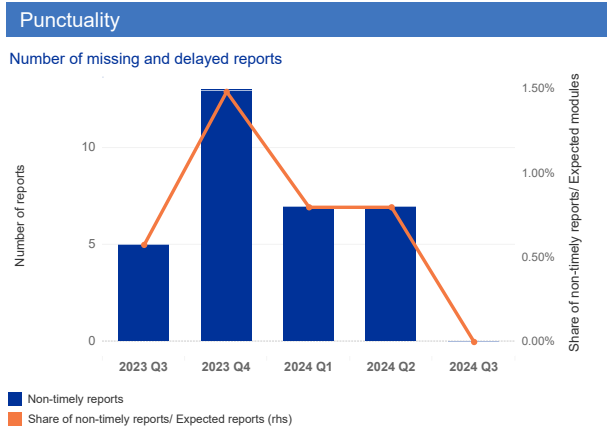


The analysis included in the aggregated Data Quality Tables is carried out, for each reference period, as of one working day after the respective date for submission of reports to the ECB ("remittance date"). The remittance dates are defined under Article 3 of Decision (EU) 2017/1493 of the European Central Bank of 3 August 2017 (ECB/2017/23). The metrics for the plausibility dimension are computed, for all reference periods, twenty-five working days after the ECB remittance date for the most recent reference period.

Details on the data quality framework and the data quality indicators are included in the *Explanatory note on aggregated data quality tables*, available under the section "More detailed information on published supervisory data – Methodology and classification" of the webpage.

As of Q2 2021, the analysis included in the Aggregated Data Quality Tables (including the distribution of the DQI) takes into consideration failing EBA validation rules not included in the taxonomy (so called Non-XBRL validation rules) and ECB validation rules. The ECB validation rules are published as a set of extra data quality checks in addition to those already included in the European Banking Authority's supervisory reporting frameworks (COREP and FINREP). The ECB applies these checks in conjunction with other controls as part of the quality assessment of supervisory reporting data.

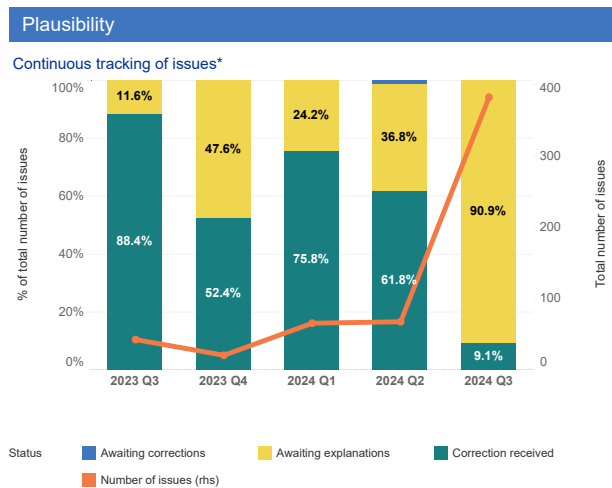
Link to Additional supervisory data quality checks: <https://www.bankingsupervision.europa.eu/banking/approach/dataqualitychecks/html/index.en.html>



Completeness

Percentage of submitted templates, by report

	2023 Q3	2023 Q4	2024 Q1	2024 Q2	2024 Q3
AE	99.58%	98.19%	99.03%	99.04%	100.00%
ALM	97.35%	96.32%	100.00%	98.29%	100.00%
COREP LR	100.00%	99.74%	98.17%	100.00%	100.00%
COREP OF	99.92%	98.00%	98.86%	97.80%	99.65%
FINREP	99.71%	98.19%	99.11%	99.75%	99.86%
LCR	99.05%	98.26%	99.06%	98.13%	100.00%
LE	100.00%	100.00%	99.09%	100.00%	100.00%
NSFR	99.07%	99.08%	100.00%	100.00%	99.77%
Total	99.60%	98.21%	99.06%	98.99%	99.84%



The analysis included in the aggregated Data Quality Tables is carried out, for each reference period, as of one working day after the respective date for submission of reports to the ECB ("remittance date"). The remittance dates are defined under Article 3 of Decision (EU) 2017/1493 of the European Central Bank of 3 August 2017 (ECB/2017/23). The metrics for the plausibility dimension are computed, for all reference periods, twenty-five working days after the ECB remittance date for the most recent reference period.

Details on the data quality framework and the data quality indicators are included in the *Explanatory note on aggregated data quality tables*, available under the section "More detailed information on published supervisory data – Methodology and classification" of the webpage.

As of Q2 2021, the analysis included in the Aggregated Data Quality Tables (including the distribution of the DQI) takes into consideration failing EBA validation rules not included in the taxonomy (so called Non-XBRL validation rules) and ECB validation rules. The ECB validation rules are published as a set of extra data quality checks in addition to those already included in the European Banking Authority's supervisory reporting frameworks (COREP and FINREP). The ECB applies these checks in conjunction with other controls as part of the quality assessment of supervisory reporting data.

Link to Additional supervisory data quality checks: <https://www.bankingsupervision.europa.eu/banking/approach/dataqualitychecks/html/index.en.html>