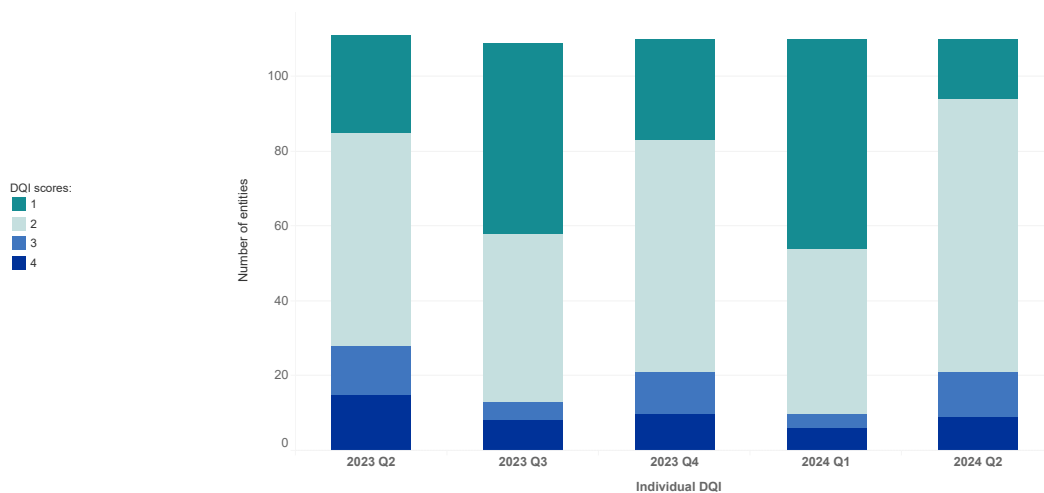


At a glance

		2023 Q2	2023 Q3	2023 Q4	2024 Q1	2024 Q2
Information on submissions and punctuality	Number of reporting institutions	111	109	110	110	110
	Number of expected reports	885	869	877	877	877
	% of non-timely reports	1.69 %	0.58 %	1.48 %	0.80 %	0.80 %
Completeness	% of missing templates	1.02 %	0.40 %	1.79 %	0.94 %	1.09 %
	% of missing data points	0.35 %	0.15 %	0.09 %	0.03 %	0.05 %
Accuracy	% of failing validation rules	0.07 %	0.04 %	0.06 %	0.03 %	0.06 %
	% of reporting institutions submitting reports with at least one failing validation rule	71.17 %	45.87 %	69.09 %	36.36 %	77.27 %
Supervisory reporting events		* Reporting framework v3.2 phase 1 (ALM, AE and COREP OF)				

Individual Data Quality Indicator (DQI) distribution



The analysis included in the aggregated Data Quality Tables is carried out, for each reference period, as of one working day after the respective date for submission of reports to the ECB ("remittance date"). The remittance dates are defined under Article 3 of Decision (EU) 2017/1493 of the European Central Bank of 3 August 2017 (ECB/2017/23). The metrics for the plausibility dimension are computed, for all reference periods, twenty-five working days after the ECB remittance date for the most recent reference period.

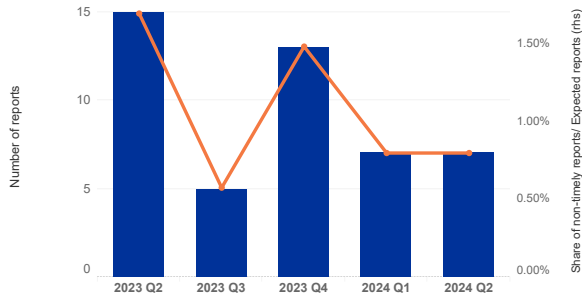
Details on the data quality framework and the data quality indicators are included in the *Explanatory note on aggregated data quality tables*, available under the section "More detailed information on published supervisory data – Methodology and classification" of the webpage.

As of Q2 2021, the analysis included in the Aggregated Data Quality Tables (including the distribution of the DQI) takes into consideration failing EBA validation rules not included in the taxonomy (so called Non-XBRL validation rules) and ECB validation rules. The ECB validation rules are published as a set of extra data quality checks in addition to those already included in the European Banking Authority's supervisory reporting frameworks (COREP and FINREP). The ECB applies these checks in conjunction with other controls as part of the quality assessment of supervisory reporting data.

Link to Additional supervisory data quality checks: <https://www.bankingsupervision.europa.eu/banking/approach/dataqualitychecks/html/index.en.html>

Punctuality

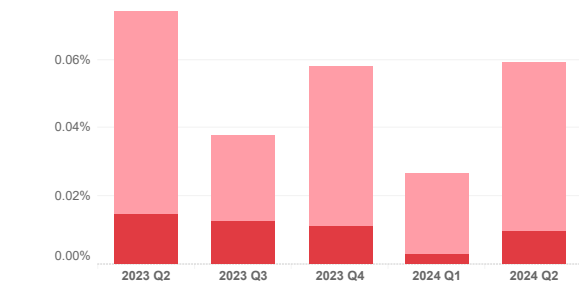
Number of missing and delayed reports



■ Non-timely reports
■ Share of non-timely reports/Expected reports (rhs)

Accuracy

Percentage of failing validation rules



■ % of failing validation rules (including EGDQ and EBA checks) with severity status warning
■ % of failing validation rules (including EGDQ and EBA checks) with severity status error

	2023 Q2	2023 Q3	2023 Q4	2024 Q1	2024 Q2
Supervisory reporting events	• Reporting framework v3.2 phase 1 (ALM,AE and COREP OF)				

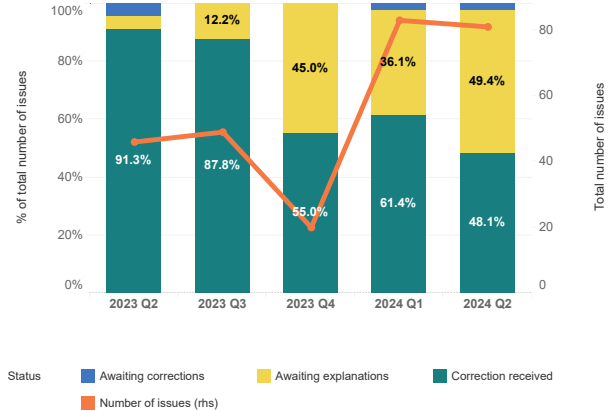
Completeness

Percentage of submitted templates, by report

	2023 Q2	2023 Q3	2023 Q4	2024 Q1	2024 Q2
AE	98.95%	99.58%	98.19%	99.03%	99.04%
ALM	91.80%	97.35%	96.32%	100.00%	98.29%
COREP LR	100.00%	100.00%	99.74%	98.17%	100.00%
COREP OF	99.09%	99.92%	98.00%	98.86%	97.74%
FINREP	99.74%	99.71%	98.19%	99.11%	99.60%
LCR	97.21%	99.05%	98.26%	99.06%	98.13%
LE	100.00%	100.00%	100.00%	99.09%	100.00%
NSFR	99.09%	99.07%	99.08%	100.00%	100.00%
Total	98.98%	99.60%	98.21%	99.06%	98.91%

Plausibility

Continuous tracking of issues*



Status ■ Awaiting corrections ■ Awaiting explanations ■ Correction received
■ Number of issues (rhs)

*Confirmed reporting errors or excessive variations in the value of submitted data points that are pending investigation by reporting institutions. This chart does not include those issues (excessive variations) that have been explained by institutions.

The analysis included in the aggregated Data Quality Tables is carried out, for each reference period, as of one working day after the respective date for submission of reports to the ECB ("remittance date"). The remittance dates are defined under Article 3 of Decision (EU) 2017/1493 of the European Central Bank of 3 August 2017 (ECB/2017/23). The metrics for the plausibility dimension are computed, for all reference periods, twenty-five working days after the ECB remittance date for the most recent reference period.

Details on the data quality framework and the data quality indicators are included in the *Explanatory note on aggregated data quality tables*, available under the section "More detailed information on published supervisory data – Methodology and classification" of the webpage.

As of Q2 2021, the analysis included in the Aggregated Data Quality Tables (including the distribution of the DQI) takes into consideration failing EBA validation rules not included in the taxonomy (so called Non-XBRL validation rules) and ECB validation rules. The ECB validation rules are published as a set of extra data quality checks in addition to those already included in the European Banking Authority's supervisory reporting frameworks (COREP and FINREP). The ECB applies these checks in conjunction with other controls as part of the quality assessment of supervisory reporting data.

Link to Additional supervisory data quality checks: <https://www.bankingsupervision.europa.eu/banking/approach/dataqualitychecks/html/index.en.html>