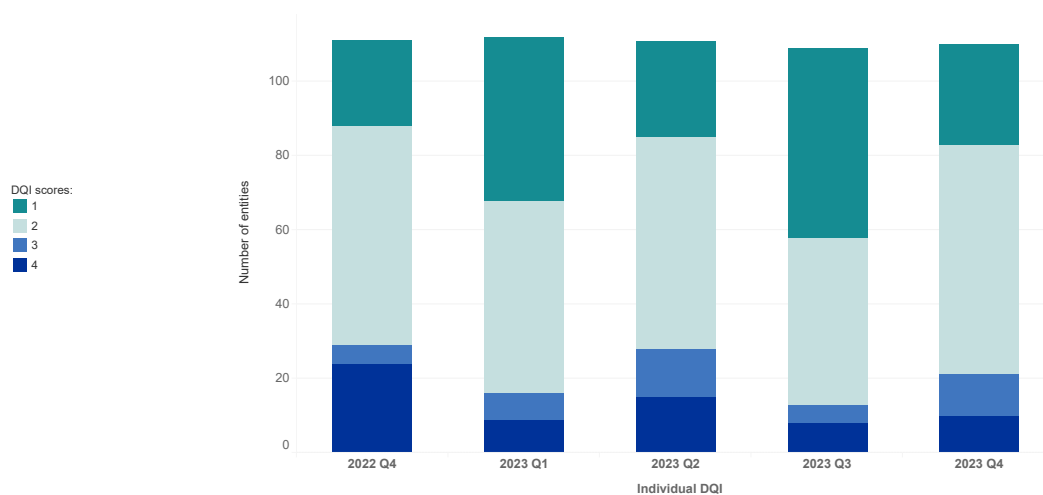


At a glance

		2022 Q4	2023 Q1	2023 Q2	2023 Q3	2023 Q4
Information on submissions and punctuality	Number of reporting institutions	111	112	111	109	110
	Number of expected reports	885	893	885	869	877
	% of missing and delayed reports	3.50 %	1.12 %	1.69 %	0.58 %	1.48 %
Completeness	% of missing templates	3.43 %	0.80 %	1.02 %	0.40 %	1.79 %
	% of missing data points	0.27 %	0.26 %	0.35 %	0.15 %	0.09 %
Accuracy	% of failing validation rules	0.08 %	0.03 %	0.07 %	0.04 %	0.06 %
	% of reporting institutions submitting reports with at least one failing validation rule	70.27 %	47.32 %	71.17 %	45.87 %	69.09 %
Supervisory reporting events		• Reporting framework v3.2 phase 1		• Reporting framework v3.2 phase 1 (ALMAE and COREP OF)		

Individual Data Quality Indicator (DQI) distribution



The analysis included in the aggregated Data Quality Tables is carried out, for each reference period, as of one working day after the respective date for submission of reports to the ECB ("remittance date"). The remittance dates are defined under Article 3 of Decision (EU) 2017/1493 of the European Central Bank of 3 August 2017 (ECB/2017/23). The metrics for the plausibility dimension are computed, for all reference periods, twenty-five working days after the ECB remittance date for the most recent reference period.

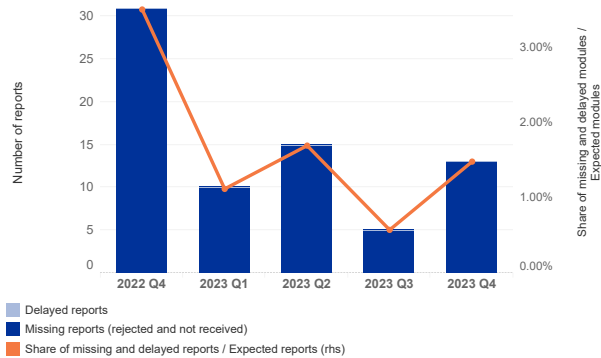
Details on the data quality framework and the data quality indicators are included in the *Explanatory note on aggregated data quality tables*, available under the section "More detailed information on published supervisory data – Methodology and classification" of the webpage.

As of Q2 2021, the analysis included in the Aggregated Data Quality Tables (including the distribution of the DQI) takes into consideration failing EBA validation rules not included in the taxonomy (so called Non-XBRL validation rules) and ECB validation rules. The ECB validation rules are published as a set of extra data quality checks in addition to those already included in the European Banking Authority's supervisory reporting frameworks (COREP and FINREP). The ECB applies these checks in conjunction with other controls as part of the quality assessment of supervisory reporting data.

Link to Additional supervisory data quality checks: <https://www.bankingsupervision.europa.eu/banking/approach/dataqualitychecks/html/index.en.html>

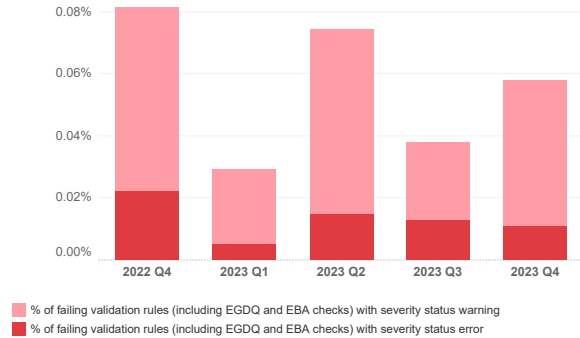
Punctuality

Number of missing and delayed reports



Accuracy

Percentage of failing validation rules



	2022 Q4	2023 Q1	2023 Q2	2023 Q3	2023 Q4
Supervisory reporting events	• Reporting framework v3.2 phase 1		• Reporting framework v3.2 phase 1 (ALM,AE and COREP OF)		

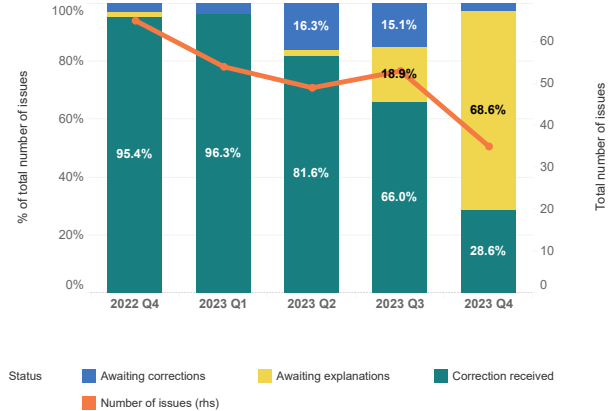
Completeness

Percentage of submitted templates, by report

	2022 Q4	2023 Q1	2023 Q2	2023 Q3	2023 Q4
AE	95.36%	98.23%	98.95%	99.58%	98.19%
ALM	96.36%	98.20%	91.80%	97.35%	96.32%
COREP LR	98.83%	98.71%	100.00%	100.00%	99.74%
COREP OF	95.18%	98.91%	99.09%	99.92%	98.00%
FINREP	97.76%	99.89%	99.74%	99.71%	98.19%
LCR	90.82%	97.10%	97.21%	99.05%	98.26%
LE	98.92%	99.11%	100.00%	100.00%	100.00%
NSFR	97.27%	100.00%	99.09%	99.07%	99.08%
Total	96.57%	99.20%	98.98%	99.60%	98.21%

Plausibility

Continuous tracking of issues*



The analysis included in the aggregated Data Quality Tables is carried out, for each reference period, as of one working day after the respective date for submission of reports to the ECB ("remittance date"). The remittance dates are defined under Article 3 of Decision (EU) 2017/1493 of the European Central Bank of 3 August 2017 (ECB/2017/23). The metrics for the plausibility dimension are computed, for all reference periods, twenty-five working days after the ECB remittance date for the most recent reference period.

Details on the data quality framework and the data quality indicators are included in the *Explanatory note on aggregated data quality tables*, available under the section "More detailed information on published supervisory data – Methodology and classification" of the webpage.

As of Q2 2021, the analysis included in the Aggregated Data Quality Tables (including the distribution of the DQI) takes into consideration failing EBA validation rules not included in the taxonomy (so called Non-XBRL validation rules) and ECB validation rules. The ECB validation rules are published as a set of extra data quality checks in addition to those already included in the European Banking Authority's supervisory reporting frameworks (COREP and FINREP). The ECB applies these checks in conjunction with other controls as part of the quality assessment of supervisory reporting data.

Link to Additional supervisory data quality checks: <https://www.bankingsupervision.europa.eu/banking/approach/dataqualitychecks/html/index.en.html>